

**Washington  
Energy Services**



**COEUR D'ALENE  
WINDOWS & DOORS**

# Coeur d'Alene Windows & Doors

**HIGH QUALITY PRODUCTS, CRAFTSMAN QUALITY INSTALLATION**

**Washington  
Energy Services**



# Vinyl Windows



## RAINIER SERIES | PREMIER HOME

BEST FEATURES, HIGHEST ENERGY EFFICIENCY

Rainier Series vinyl replacement window boast the highest energy efficiency of all of our vinyl window offerings. The high performance glass will keep your home comfortable year round with triple pane efficiency for the price of double pane!

Experience energy-efficient technology and an extensive selection of shapes, styles, sizes and color options to design the home of your dreams.



## **BAKER SERIES | EFFICIENT HOME**

**MORE LIGHT, HIGH ENERGY EFFICIENCY**

Baker Series vinyl windows have excellent thermal performance with two layers of LoE and a coat of i89 on the interior that keeps heat in.

This series is super efficient, all while letting more visible light into your room.



# Vinyl Windows & Patio Doors



## GLACIER PEAK SERIES | VALUE HOME

STANDARD STYLES, ECONOMICAL

Glacier Peak Series replacement windows will make your home look years younger, excellent for large scale windows with sweeping views.

The high performance glass will keep you comfortable all year round.



## PATIO DOORS

### FRENCH SLIDER OR PATIO SLIDER

Our sliding doors are designed for smooth operation and dependable performance. Enjoy the elegance and upscale appearance of a traditional french door in a space-saving sliding design. The doors are custom-built to match your exact opening and home décor.



## NEAT® GLASS®

Washington Energy is pleased to offer NEAT® glass as an option. Neat's hydrophilic sheeting process keeps your windows cleaner longer.



## INDIUM®

Upgrade your Windows and make them even more energy efficient by adding Indium coated glass from Cardinal® IG.



## PRESERVE®

Preserve® Protective Film is placed on the interior and exterior of the Insulating Glass unit immediately after the glass unit is made to make sure that your new windows are delivered to you with care, clean and clear.


NEAT



ORDINARY

HYDROPHILIC:  
Water spreads flat  
and cleans itself quickly

HYDROPHOBIC:  
Water beads up  
and won't flow



## ENDUR - IG®

- 1** Primary Seal: Polyisobutylene (PIB) minimizes moisture permeation, is UV resistant and provides an outstanding argon barrier.
- 2** Secondary Seal: Specially formulated silicone for IG units provides long-term adhesion, is unaffected by UV exposure and provides excellent durability when exposed to moisture. Silicone also provides structural integrity.
- 3** Spacer: Stainless steel spacer features a roll form design to provide maximum area for primary and secondary sealant coverage. It provides increased resistance to condensation and less stress on IG seal system. No polymer content eliminates the risk of chemical fogging.
- 4** Desiccants: Beaded molecular sieve provides initial frost points below  $-65^{\circ}\text{F}$ . Desiccant assures optimum moisture adsorption while minimizing the effects of temperature-related pressure changes.

## DESIGN OPTIONS

Choose external or internal grids to add beauty and style from the outside in! Turn your home into something extraordinary with our distinctive window and door grids. From colonial to modern, we can match your architectural style.

Windows are available with a variety of styles and colors. Ask your sales representative for a complete list of offerings.



Available grid colors. \* Not all colors are available in all styles.


## OBSCURE GLASS



Satin-Etch




P516



Glue Chip



#42 Clear



Narrow



Seedy / Reamy



Rain



Mistlite

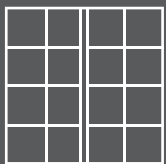


Cross Reed




Delta Frost

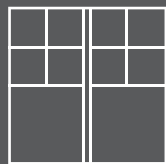
## SLIDER WINDOWS



Colonial




Valance




Double  
Valance




Queen Anne



Queen Anne  
II




Perimeter



Perimeter II

## DOUBLE HUNG WINDOWS



Colonial



Top Only  
Colonial



Valance



Queen Anne



Queen Anne  
II



Perimeter



Perimeter II



# SPECIALTY WINDOWS




Spokes



Hub



Hub with Spokes



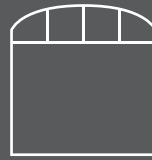
Colonial



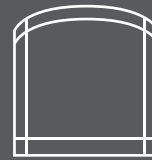
Colonial with Spokes



Colonial with Hub



Valance



Queen Anne



Queen Anne II



Fluted

## LOE<sup>3</sup>-366<sup>®</sup> TECHNOLOGY

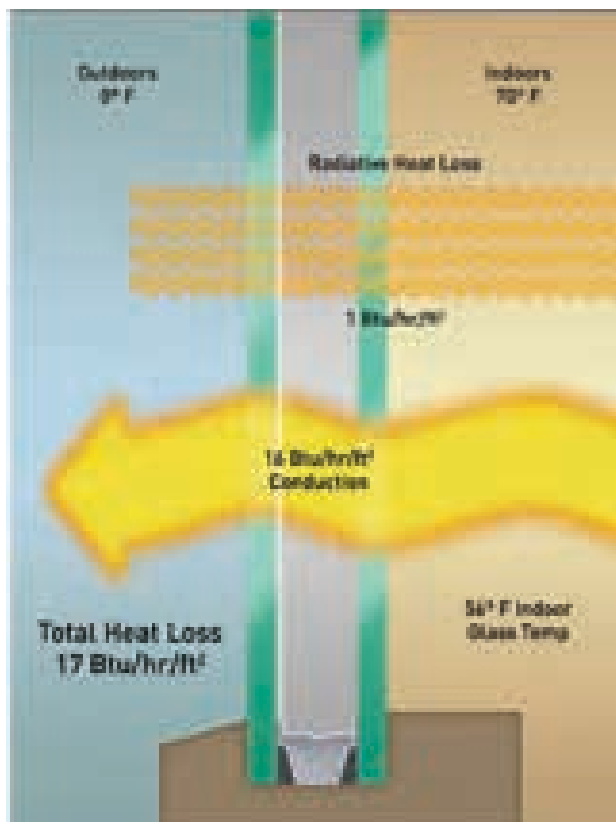
For years, Cardinal LoE<sup>3</sup>-270<sup>®</sup> has been setting the standard for energy-efficient glass. Cardinal's<sup>®</sup> patented, state-of-the-art sputter coating processes are unmatched by any other glass manufacturer.

Now they have raised the bar. LoE<sup>3</sup>-366<sup>®</sup> adds a third layer of silver coating. Result: a clear coating that blocks even more solar gain, reflects heat and lets the light stream in.

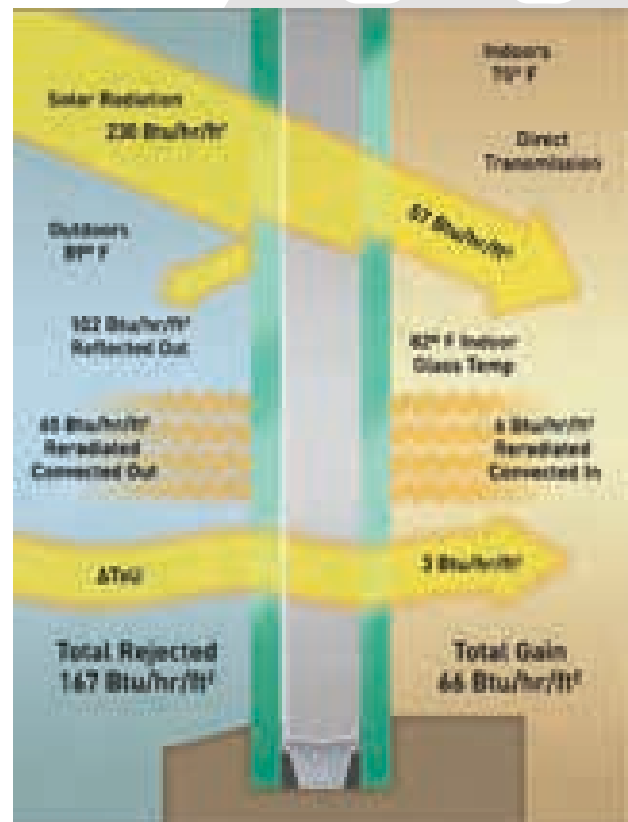
With a minimum of exterior reflectance, and no heavy bronze or smoke colored tints to darken your home. LoE<sup>3</sup>-366<sup>®</sup> actually outperforms the tinted glass often used in warm climates.




### LoE<sup>3</sup>-366<sup>®</sup> with Argon - Winter



### LoE<sup>3</sup>-366<sup>®</sup> with Argon - Summer





## EXTERIOR COLORS

Washington Energy Windows come in four exterior colors, including white, adobe, black and bronze\*. In addition, we offer numerous custom color options at various pricepoints. Prices may vary.



## INTERIOR COLORS

Our windows are available in two popular interior colors: white and adobe.\*

## HARDWARE

Our casement and awning windows include nesting hardware that folds into the housing, keeping the hardware out of the way. This hardware is available in white, adobe, oil-rubbed bronze or nickel.\*



Patio Door  
Multi-Point  
Lock



Sliding and hung windows include standard camlocks in white or adobe. Ready for a contemporary alternative? Try our sleek auto-lock available in white, adobe, oil-rubbed bronze or nickel.\*



White Auto-lock



Adobe Auto-lock



Nickel Auto-lock



Oil-Rubbed Bronze  
Auto-lock





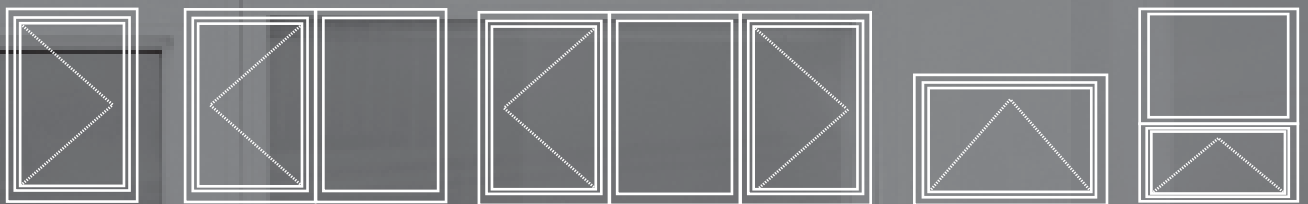
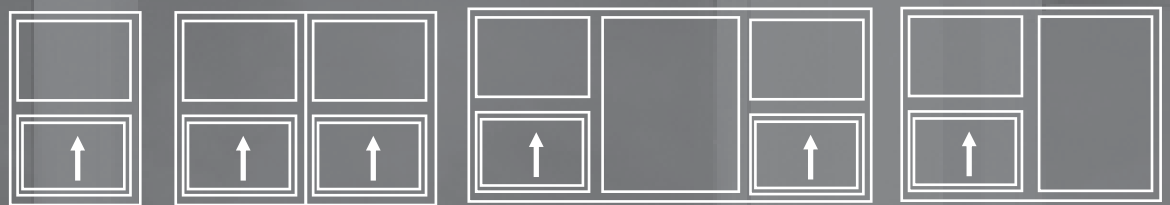
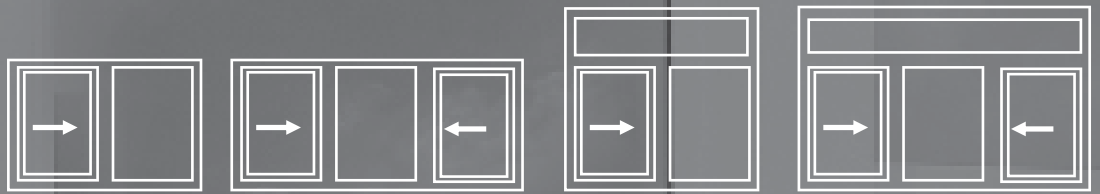
Camlock

*\*Please review actual color samples prior to selection. Prices may vary.*



# A SAMPLING OF STYLES & CONFIGURATIONS

Need more options? Ask about our  
complete selection of choices.



A complete line of special shapes is also available

# Compare Window Specs



**RAINIER**



**BAKER**



**GLACIER  
PEAKS**

High Grade: Low-E 366 with Indium i89	✓	Optional	Optional
Low-E 366	Optional	Optional	Optional
Low-E 270 with Indium i89	Optional	✓	Optional
Low-E 270	Optional	Optional	✓
Neat Glass: hydrophilic coating that allows water to sheet off, keeps windows cleaner longer	✓	Optional	Optional
Sound Glass with Glass Breakage Warranty	✓	Optional	Optional
Foam filled heavy duty frame	✓	✓	Optional
Foam filled thin frame	Optional	Optional	Optional
ClearView screens with pull rails	✓	Optional	Optional
Regular screens with pull rails	Optional	✓	✓
Vent stops	✓	✓	Optional
Metal Auto-locks in Nickel or Oil Rubbed Bronze	✓	Optional	Optional
Metal Auto-locks	✓	✓	Optional
Metal cam locks in white or adobe	Optional	Optional	✓
White or adobe interior and exteriors	✓	✓	✓
Custom exterior colors	Optional	Optional	Optional
Interior decorative grids	Optional	Optional	Optional
Full simulated divided lites	Optional	Optional	Optional

✓ : Standard

Locally Manufactured By

